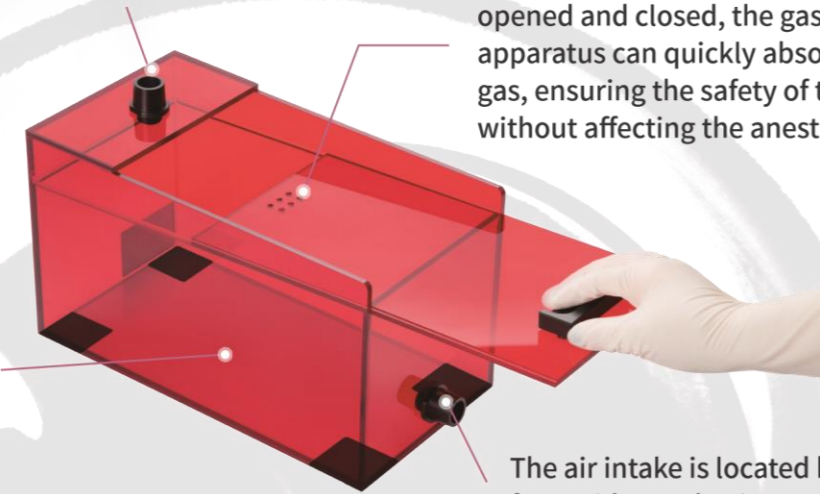


## Low Stress Anesthesia Induction Chamber

Support for active recycling systems.

Anti escape design: When the top cover is opened and closed, the gas evacuation apparatus can quickly absorb excess anesthetic gas, ensuring the safety of the experimenter without affecting the anesthetic effect.

Open space: support mice to induce anesthesia simultaneously. Does not affect the behavior of rodents such as standing and sniffing.



The air intake is located below for rapid anesthesia.

Low stress: Rodents lack cone cells that sense red light and are insensitive to red light. The red transparent appearance is convenient for the experimenter to observe the state of the animal while reducing the stress response of the animal and reducing the impact on the biological rhythm of the animal. Comply with animal welfare.

## Mobile Trolley




Nouveau Produit 2024 !

Simple est efficace




# THU



More Secure Protection  
More Efficient Experience

# Features:



Integrated design and compact structure.

Each vaporizer is independently debugged, with reliable quality and stable concentration output, independent of changes in flow, temperature, and pressure.

The inclined design of oxygen flush button saves effort in pressing.


Easy Fill dosing method with strong sealing performance.

Optimized interface connection for smooth operation.

Upgrade dual channels: independent switches for chamber and mask channels to improve experimental efficiency.

# Technical Parameters:

Flowmeter specifications	0-4L/min
Concentration range	Isoflurane:0-5%; Sevoflurane:0-8%
Concentration output accuracy	±0.1 (0-1%) ; ±0.15 (>1%)
Vaporizer capacity	≥120ml
Operating temperature range	10-35°C
Size	260*220*300mm



# Multiple Anesthesia Solutions

## Multi-function Anesthesia Solutions

Used for preoperative induction and intraoperative maintenance of anesthesia in animal surgery modeling experiments; Suitable for small animals within 7kg, such as rats, mice, hamsters, guinea pigs, rabbits, cats, etc.



## Stereotaxic Anesthesia Solutions

It is applied to the production of various neurological disease models, and experiments such as brain drug injection, cannula implantation, nerve stimulation, and microdialysis; Different types of locators and adapters can be replaced to meet the needs of different brain stereotactic positioning experiments.



## Combination Solutions of Ventilator to Anesthesia System

It can meet the requirements of animal surgery for respiratory dysfunction caused by long-term or certain diseases (such as cardiovascular and cerebrovascular diseases, hypertension, cerebral infarction, and thrombosis), and is suitable for small animals such as mice, rats, guinea pigs, and so on.

